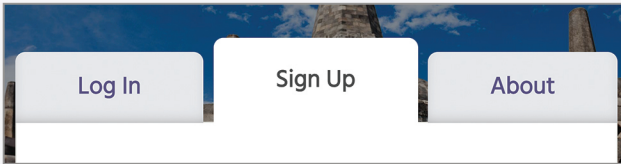
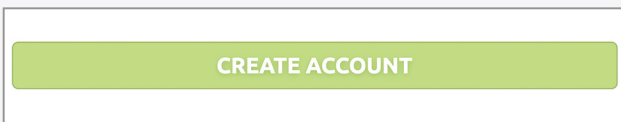


SIGNING UP

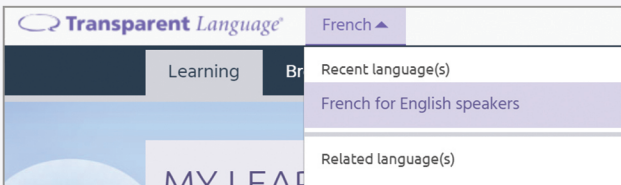


1a.



1b. Follow the on-screen instructions in the **"Sign-up"** tab. After filling in the required account creation fields, click the **"Create account"** button.

GETTING STARTED

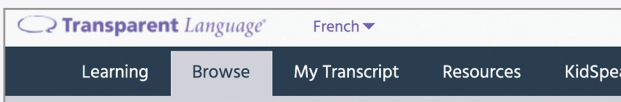


2a. Within Transparent Language Online, **choose your language in the dropdown box in the upper left corner** to begin learning.




2b. After you have selected a language, **we recommend starting with the Welcome Lesson**, located at the top of your learning path.

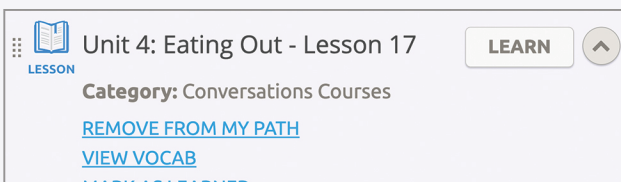
BROWSE



3a. Once you've completed the Welcome Lesson, you can **browse for content** to add to your Learning Path.



3b. To **add new content** to your Learning Path, simply **click the "+" button**.



3c. You can also **remove content** from your Learning Path by **clicking the dots and selecting "Remove from my path"**.